

Modular Cooking Range Line thermaline 90 - 1 Zone Induction Wok, 1 Side with Backsplash

ITEM # _____
 MODEL # _____
 NAME # _____
 SIS # _____
 AIA # _____



589035 (MCIHABEOAO)

Induction Wok, 1 zone, one-side operated with backsplash

Short Form Specification

Item No.

Unit constructed according to DIN 18860_2 with 20 mm drop nose top. Internal frame for heavy duty sturdiness in stainless steel. 2 mm top in 1.4301 (AISI 304). Flat surface construction, easily cleanable. THERMODUL connection system enables seamless worktop when units are connected and avoids soil penetrating. Smooth glass ceramic surface without any "dead" spots allows for quick and easy cleaning. The surface is not directly heated to avoid any burnings. Fast deployment with full heating power immediately and very low heat dissipation to the kitchen. Power to the zone can be set with progressive output. Overheat protection switches off the supply in case of overheating. Metal knobs with embedded hygienic silicon "soft" grip enable easier handling and cleaning. IPX5 water resistant certification. Configuration: One-side operated top with backsplash. The base is supplied by the factory

Main Features

- Overheat protection: a temperature sensor switches off the supply in case of overheating.
- All major components may be easily accessed from the front.
- THERMODUL connection system creates a seamless work top when units are connected to each other thus avoiding soil penetrating vital components and facilitating the removal of units in case of replacement or service.
- Metal knobs with embedded hygienic "soft-touch" grip for easier handling and cleaning. The special design of the controls prevents infiltration of liquids or soil into vital components.
- Large visible digital display manufactured in tempered glass to resist heat and chemicals, showing temperatures or power settings. The display also shows on/off status of the appliance and on/off status of the heating elements.
- Fast deployment with full heating power immediately.
- Low heat dissipation to the kitchen.
- Power to the zone can be set with progressive output i.e. fine regulation at the lower levels and larger progress at the upper levels.
- The smooth, glass ceramic plate is not directly heated, so there is no burning on cooking surface.

Construction

- 2 mm top in 1.4301 (AISI 304).
- IPX5 water resistance certification.
- Flat surface construction with minimal hidden areas to easily clean all surfaces
- Internal frame for heavy duty sturdiness in 1.4301 (AISI 304).
- Unit constructed according to DIN 18860_2 with 20 mm drop nose top.
- Unit constructed according to DIN 18860_2 with 20 mm drop nose top and 70 mm recessed plinth.

Sustainability

- This model is compliant with Swiss Energy Efficiency Ordinance (730.02).

APPROVAL: _____

Optional Accessories

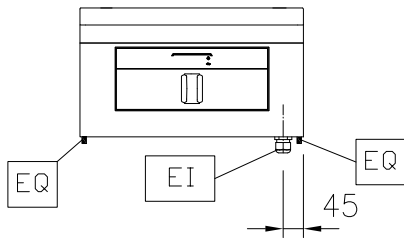
• Scraper for cook tops	PNC 910601	<input type="checkbox"/>
• Induction Wok pan with wooden handle (diam. 360mm)	PNC 910613	<input type="checkbox"/>
• Stainless steel wok pan, design in line with wok cuvette	PNC 911000	<input type="checkbox"/>
• Non-stick wok pan, design in line with wok cuvette	PNC 911003	<input type="checkbox"/>
• Induction Wok pan with stainless steel handle (diam. 360mm)	PNC 911587	<input type="checkbox"/>
• Connecting rail kit for appliances with backsplash, 900mm	PNC 912499	<input type="checkbox"/>
• Portioning shelf, 500mm width	PNC 912523	<input type="checkbox"/>
• Portioning shelf, 500mm width	PNC 912553	<input type="checkbox"/>
• Folding shelf, 300x900mm	PNC 912581	<input type="checkbox"/>
• Folding shelf, 400x900mm	PNC 912582	<input type="checkbox"/>
• Fixed side shelf, 200x900mm	PNC 912589	<input type="checkbox"/>
• Fixed side shelf, 300x900mm	PNC 912590	<input type="checkbox"/>
• Fixed side shelf, 400x900mm	PNC 912591	<input type="checkbox"/>
• Connecting rail kit for appliances with backsplash: modular 90 (on the left) to ProThermatic tilting (on the right), ProThermatic stationary (on the left) to ProThermatic tilting (on the right)	PNC 912981	<input type="checkbox"/>
• Connecting rail kit for appliances with backsplash: modular 90 (on the right) to ProThermatic tilting (on the left), ProThermatic stationary (on the right) to ProThermatic tilting (on the left)	PNC 912982	<input type="checkbox"/>
• Back panel, 500x700mm, for units with backsplash	PNC 913010	<input type="checkbox"/>
• Back panel, 500x800mm, for units with backsplash	PNC 913023	<input type="checkbox"/>
• Endrail kit, flush-fitting, with backsplash, left	PNC 913117	<input type="checkbox"/>
• Endrail kit, flush-fitting, with backsplash, right	PNC 913118	<input type="checkbox"/>
• Endrail kit (12.5mm) for thermaline 90 units with backsplash, left	PNC 913208	<input type="checkbox"/>
• Endrail kit (12.5mm) for thermaline 90 units with backsplash, right	PNC 913209	<input type="checkbox"/>
• U-clamping rail for back-to-back installations with backsplash	PNC 913226	<input type="checkbox"/>
• Insert profile d=900	PNC 913232	<input type="checkbox"/>
• Filter W=500mm	PNC 913664	<input type="checkbox"/>
• Electric mains switch 25A 4mm ² NM for modular H800 electric units (factory fitted)	PNC 913676	<input type="checkbox"/>



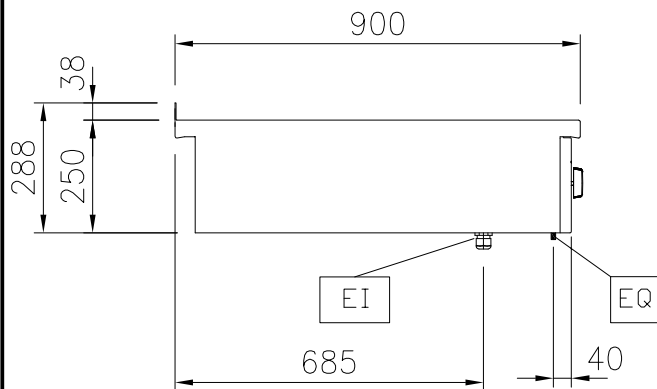
Electrolux
PROFESSIONAL

Modular Cooking Range Line thermaline 90 - 1 Zone Induction Wok, 1 Side with Backsplash

Front

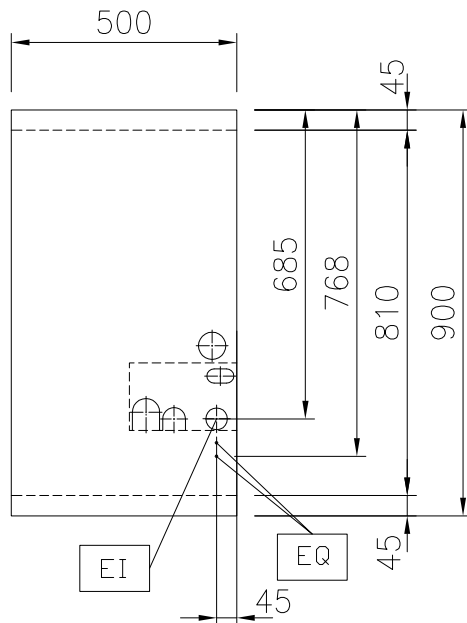


Side



EI = Electrical inlet (power)
EQ = Equipotential screw

Top



Electric

Supply voltage: 400 V/3N ph/50/60 Hz
Total Watts: 5 kW

Key Information:

External dimensions, Width: 500 mm
External dimensions, Depth: 900 mm
External dimensions, Height: 250 mm
Net weight: 18 kg
Configuration: One-Side Operated;Top
Back Plates Power: 5 - kW
Back Plates dimensions: Ø 300
Induction Top Dimensions (width): 500 mm
Induction Top Dimensions (depth): 900 mm

Sustainability

Current consumption: 7.5 Amps



Modular Cooking Range Line
thermaline 90 - 1 Zone Induction Wok, 1 Side with Backsplash

The company reserves the right to make modifications to the products without prior notice. All information correct at time of printing.

2025.04.23